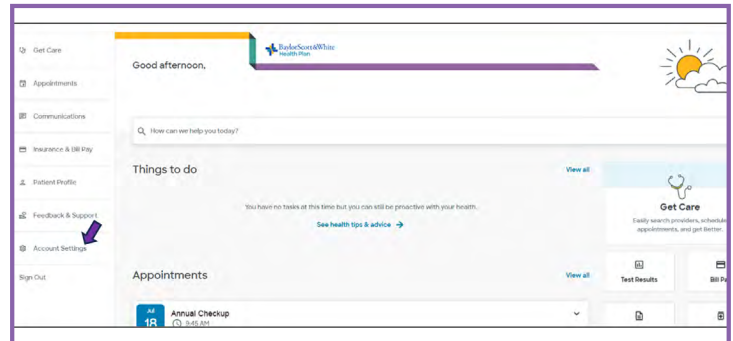
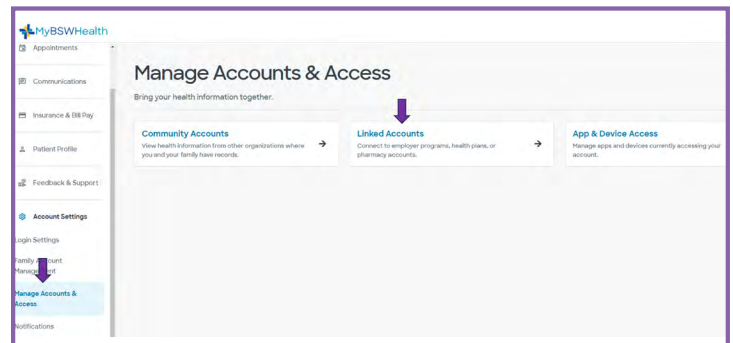


Link your Baylor Scott & White Health Plan account to your MyBSWHealth portal

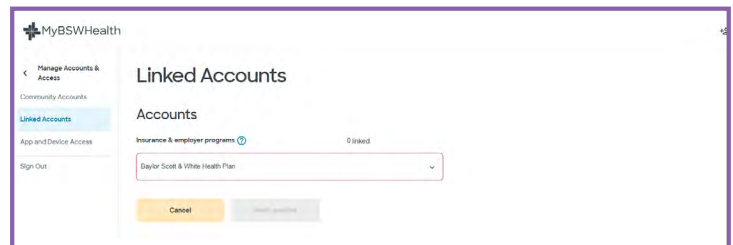
Step 1. Click **ACCOUNT SETTINGS** in the left menu



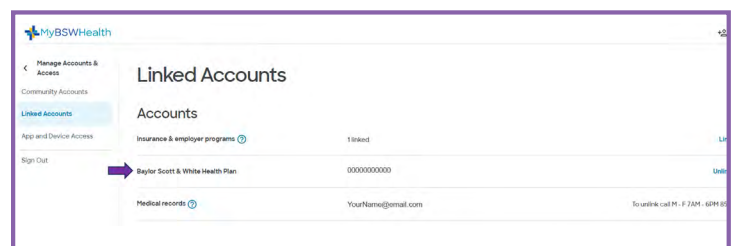
Step 2. Click **MANAGE ACCOUNTS & ACCESS** in the dropdown menu, then click **LINK ACCOUNT** in the middle box on the screen



Step 3. Select **BAYLOR SCOTT & WHITE HEALTH PLAN** from the dropdown list, then click **VERIFY AND LINK**



Step 4. YOU'RE ALL DONE!
You should see 1 linked, Baylor Scott & White Health Plan and your member ID.



Your MyBSWHealth account is secure, and only you can access your private information.